





# TIDES : DAILY HIGH AND LOW WATERS

Station.....PATTANI.....Month.....AUGUST.....Year...2017.....

Date	HIGH WATER				Moon's Phase	Date	LOW WATER				Remark
	Higher H.W.		Lower H.W.				Higher L.W.		Lower L.W.		
	Time	Height	Time	Height			Time	Height	Time	Height	
	h m	meter	h m	meter			h m	meter	h m	meter	
1	0650	2.65	1727	2.59		1	1225	2.33	2352	2.31	
2	0633	2.67	1930	2.53		2	-	-	1230	2.26	
3	0541	2.63	1801	2.51		3	0102	2.33	1415	2.23	
4	0801	2.61	2013	2.57		4	0035	2.35	1437	2.19	
5	0817	2.65	2122	2.63		5	0118	2.41	1440	2.30	
6	0821	2.75	2152	2.73		6	0130	2.40	1451	2.17	
7	0930	2.79	2219	2.77		7	0148	2.43	1640	2.25	
8	1017	2.85	2200	2.67		8	0236	2.39	1557	2.19	
9	1110	2.83	2310	2.71		9	0255	2.33	1620	2.17	
10	1104	2.83	2340	2.77		10	0338	2.33	1705	2.21	
11	1205	2.87	-	-		11	0418	2.39	1753	2.21	
12	1155	2.81	0000	2.79		12	0510	2.37	1800	2.13	
13	1272	2.84	0129	2.71		13	0555	2.35	1858	2.23	
14	0159	2.81	1313	2.79		14	0800	2.38	1941	2.31	
15	0205	2.79	1503	2.63		15	1020	2.32	2015	2.31	
16	0435	2.63	1505	2.57		16	0958	2.25	2252	2.20	
17	1857	2.73	0545	2.61		17	2205	2.41	1239	2.17	
18	1909	2.89	0645	2.85		18	-	-	1341	2.33	
19	0720	2.84	-	-		19	0000	2.47	1401	2.27	
20	0822	2.89	2055	2.81		20	-	-	1518	2.27	
21	0932	2.91	2109	2.85		21	0133	2.33	1519	2.07	
22	0951	2.95	2225	2.81		22	0225	2.41	1524	2.17	
23	1022	2.89	2340	2.77		23	0330	2.33	1542	2.17	
24	1114	2.97	2340	2.93		24	0332	2.35	1700	2.13	
25	1208	2.93	2325	2.87		25	0410	2.45	1720	2.19	
26	1155	2.82	-	-		26	0545	2.35	1948	2.17	
27	1325	2.81	0030	2.78		27	0623	2.35	1745	2.32	
28	0240	2.85	1239	2.83		28	0825	2.48	1920	2.47	
29	0347	2.85	1502	2.68		29	2000	2.47	0938	2.40	
30	0453	2.75	-	-		30	-	-	0920	2.47	
31	0615	2.75	-	-		31	-	-	1137	2.49	
Monthly						Monthly					
Sum		86.84		70.76		Sum		61.76		69.76	
Mean						Mean					
mean MSL						mean MSL					
H'est HW	=	2.970				L'est LW	=	2.070			
MHHW	=	2.801				MLLW	=	2.250			
MLHW	=	2.722				MHLW	=	2.375			
MHW	=	2.765				MLW	=	2.307			
M.S.L.	=	2.534				M.T.L.	=	2.536			
MHWS	=	2.831				MLWS	=	2.266			
MHWN	=	2.734				MLWN	=	2.366			
Mn.sp.range	=	0.565				Sp.range					
Mn.np.range	=	0.367				Np.range					
Mn.range	=	0.458									